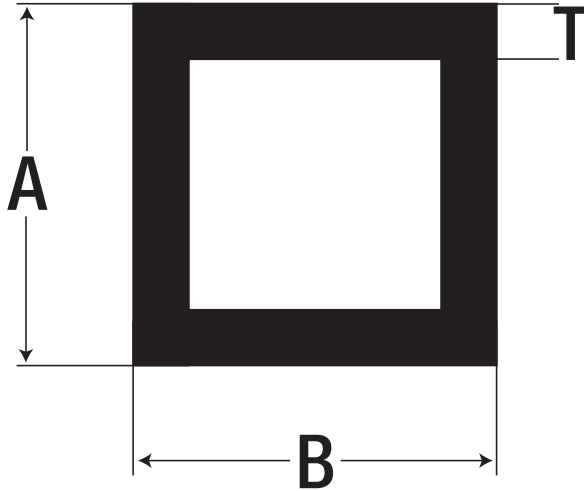


Extruded Tubing - Square and Rectangular with Square Corners



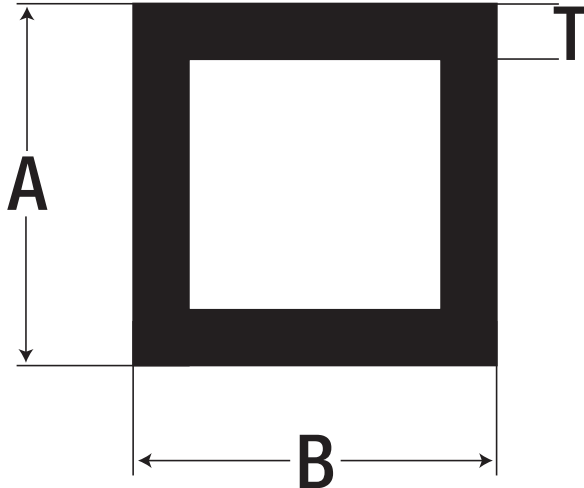
APEX PART #	A	B	T	lb/ft	Comments
1091	0.625	0.625	0.049	0.136	Exposed All Around
1150	0.625	1.500	0.050	0.242	Exposed All Around
1166	0.750	0.750	0.062	0.205	Exposed All Around
2657	0.750	0.750	0.090	0.285	Exposed All Around
1279	0.750	3.000	0.650	0.565	Exposed All Around
1240	1.000	1.000	0.080	0.352	Exposed All Around
2604	1.000	1.000	0.095	0.393	Exposed All Around
1171	1.000	1.000	0.120	0.508	Exposed All Around
1650	1.000	1.000	0.125	0.525	Exposed All Around
3593	1.000	1.500	0.125	0.675	Exposed All Around
1261	1.000	2.000	0.063	0.431	Exposed All Around
1268	1.000	2.000	0.075	0.514	Exposed All Around
3567	1.000	2.000	0.125	0.825	Exposed All Around
1691	1.000	2.500	0.125	0.974	Exposed All Around
2378	1.000	3.000	0.095	0.869	Exposed All Around
3568	1.000	3.000	0.125	1.124	Exposed All Around
1241	1.000	4.000	0.095	1.095	Exposed All Around
1722	1.250	1.250	0.125	0.675	Exposed All Around
1149	1.500	1.500	0.075	0.511	Exposed All Around
1654	1.500	1.500	0.125	0.825	Exposed All Around

*All dimensions in inches. Except as noted, all radii 0.016

Subject to change without notice. For the most up to date information please visit our website: apextrusions.ca

Last Modified: August 27, 2021

**Extruded Tubing - Square and Rectangular with Square Corners
(Continued)**



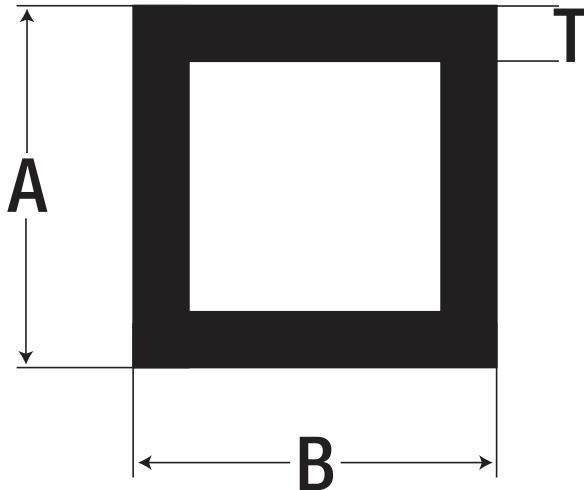
APEX PART #	A	B	T	lb/ft	Comments
4510	1.500	1.500	0.188	1.183	Exposed All Around
1242	1.500	2.500	0.095	0.867	Exposed All Around
2142	1.500	3.000	0.125	1.275	Exposed All Around
2442	1.750	1.750	0.075	0.603	Exposed All Around
2044	1.750	4.000	0.095	1.268	Exposed All Around
1420	2.000	2.000	0.063	0.581	Exposed All Around
1088	2.000	2.000	0.095	0.869	Exposed All Around
1089	2.000	2.000	0.125	1.126	Exposed All Around
5070	2.000	2.000	0.188	1.602	Exposed All Around
1651	2.000	2.000	0.250	2.099	Exposed All Around
1508	2.000	2.500	0.183	1.811	Exposed All Around
3252	2.000	3.000	0.125	1.424	Exposed All Around
1652	2.000	3.000	0.250	2.699	Exposed All Around
1157	2.000	4.000	0.125	1.712	Exposed All Around
4294	2.000	4.000	0.375	4.724	Exposed All Around
4283	2.000	5.000	0.125	2.020	Exposed All Around
1653	2.000	6.000	0.125	2.324	Exposed All Around
5099	2.000	8.000	0.125	2.924	Exposed All Around
4100	2.000	10.000	0.125	3.524	Exposed All Around
1148	2.500	2.500	0.079	0.909	Exposed All Around
2602	2.500	2.500	0.250	2.699	Exposed All Around

*All dimensions in inches. Except as noted, all radii 0.016

Subject to change without notice. For the most up to date information please visit our website: apextrusions.ca

Last Modified: August 27, 2021

**Extruded Tubing - Square and Rectangular with Square Corners
(Continued)**



APEX PART #	A	B	T	lb/ft	Comments
1501	2.500	3.500	0.095	1.323	Exposed All Around
1504	2.500	7.500	0.110	2.582	Exposed All Around
2697	3.000	3.000	0.120	1.658	Exposed All Around
3253	3.000	3.000	0.188	2.200	Exposed All Around
3254	3.000	3.000	0.250	3.298	Exposed All Around
4323	3.000	6.000	0.190	3.930	Exposed All Around
4293	4.000	3.000	0.250	3.899	Exposed All Around
3597	4.000	4.000	0.188	3.438	Exposed All Around
3161	4.000	4.000	0.250	4.500	Exposed All Around
1458	4.000	5.000	0.188	3.881	Exposed All Around
2754	4.000	6.000	0.125	2.923	Exposed All Around
1684	4.000	6.000	0.188	4.067	Exposed All Around
2696	6.000	6.000	0.125	3.523	Exposed All Around

*All dimensions in inches. Except as noted, all radii 0.016